



AB



victoria
White rhin



Ender kitten 12340



Wiggley
cheetah 45





Brown
kiwi 4



pp



Wary hert & tucan



Dragon City

Table of Contents

e.m = Emma



Chapter	Page
1: Intro on	1
2: Baby dragons El	3
3: Battle es	4
4: Ancient Worlds	5
5: Hatchary es	7
6: Shop an	8
7: Wizards S hollows	9
8: levleson	10
9: Tree of life es	11
10: extra stuff an	15

Table of Contents

Chapter	Page
<u>11: alices</u> _{el}	<u>16</u>
<u>12: random floating</u>	<u>17</u>
<u>13 rare ad</u> _{el/en}	<u>18</u>
<u>14: store</u> _{en}	<u>19</u>
<u>15: dragon</u> _{el/en}	<u>20</u>
<u>16: training center</u> _{el}	<u>22</u>
<u>17: some types of</u> <u>dragons</u> _{el}	<u>23</u>
<u>18: WSH</u> _{el}	<u>24</u>

Intro


Terra
dragon



Hi! My
Name is
Porky!

Me and
my friends
will teach
you about
Dragon City!

egg of banana
dragon



crack



My
Name is
Marcy!

I'll teach
you about
where you
get your
dragons!

There
are 6
ways!



Shop, Breeding, Summoning from the tree of life, Calander (Condration city) Resque, & quest battle.




See you
in chapter
6!



Annabeth 1

Annabeth

Copyright ©2010-2012 www.traceorm.com



weee!



baby dragons

flame
dragon



Na



Did
you
know
baby
dragons
have
tigers?

Sushi
dragon



Look at
his big
eyes




cool



roll
roll roll

AW Some



you
can
feed
dragons
food
and they
get bigger

Battle 3

How to
battle

nature is
good again
water.










Of
gragon
with
dragon

Of
the end.

There


ancient world





Hatchery


Mine.




Start.



Probably new hatchery in the next update.



Chapter 6: Shop




Get the dragon!




Wizards hollow

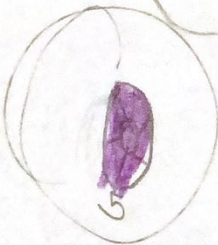
Do you see
that
floating thing
click on it.



Next
Click &
Mag, C marble.



What ever one you
picked you get the
stuff inside.



nothing
from this
one

wow
thank.



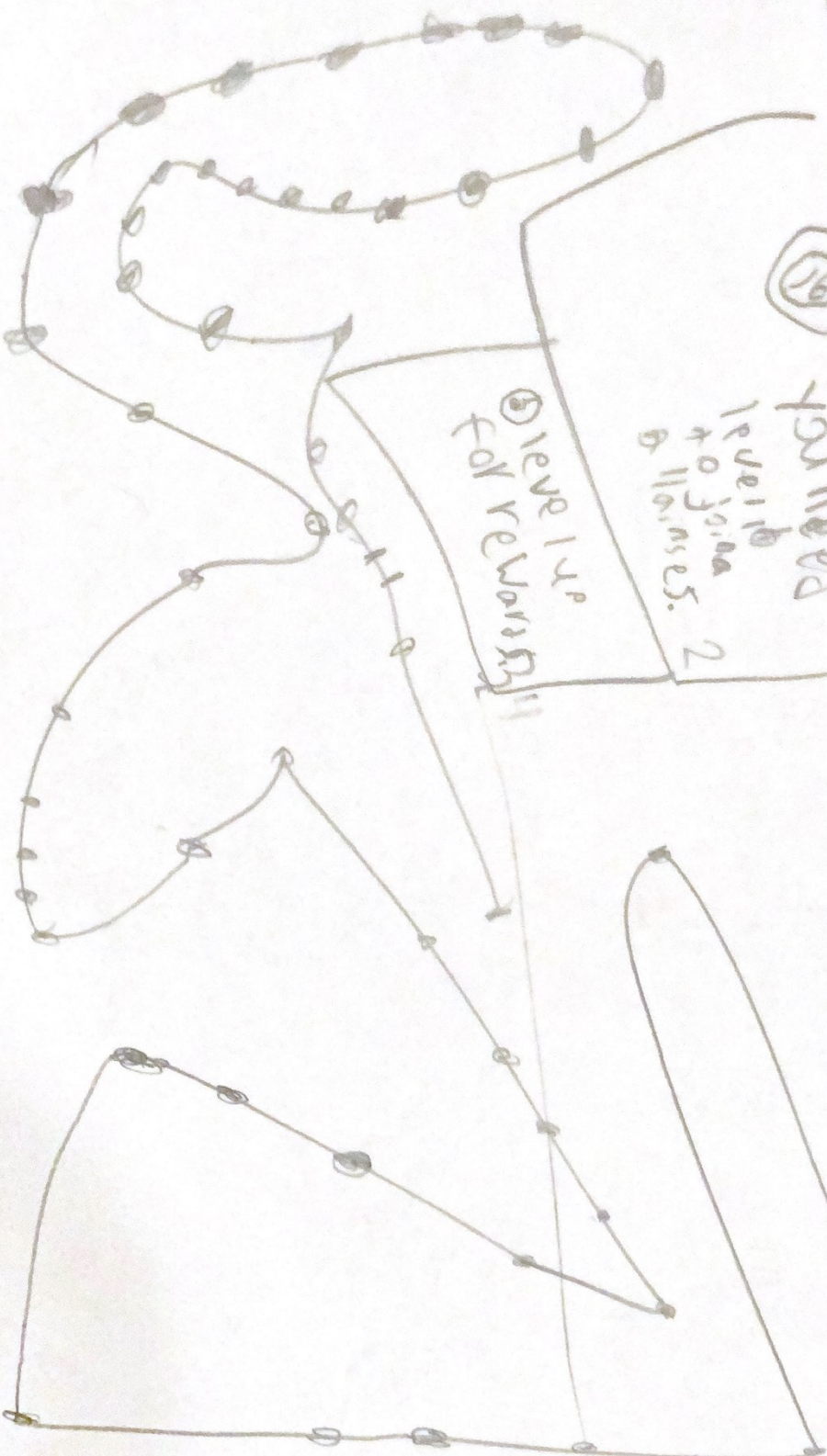
Levels.

②

you need
level 1 to
to join
to 110, 115, 120.

③ level 1 up
to 110, 115, 120

you need a self-ign level to
rescue dragons
from the cage.




Tree of life



Have you ever
wondered what this is?



Well I want
you to
click on
it.



The
first
thing is
something.



Then
click
something.

Next
click
a pic
of
a dragon

Want to
re call a
dragon?

click
here.



Now
you need
two
of the
same dragon.

Once you have that
just click a dragon picshare.





And it removes
one dragon
and gives you orbs.

Well,



turn





Dragon Skins tell you
if it's an adult, young, or
baby.



would you like
to get power dragons
just click here.









you can
click
on drag
s and
they
get a
star.

wow! you
have
a dragon
with a star.







see you
in the
next
page.



Strongest Dragons we know:

1. High Arcna Judgment 
2. Impure 
3. Noble 
4. Cupcake 
5. Denost 
6. Nessy 

Weakest:

1. Sea 
2. Flame 
3. Terra 
4. Nature 
5. Atsec 
6. Electric 


Dragon
city



When you get on,
this happens.

Sacilpoint 

They are who
made it.



you must be at level 16 to have alicia



once your at level 16 click the soshle button.

Then click the alicia button.



Then you can make your own or join some.

If you want to join ares that's ok just send a kitten.


if you on a alicia just click Leave.



cool!

(S2044)

hey your hatching.





wee


bxe




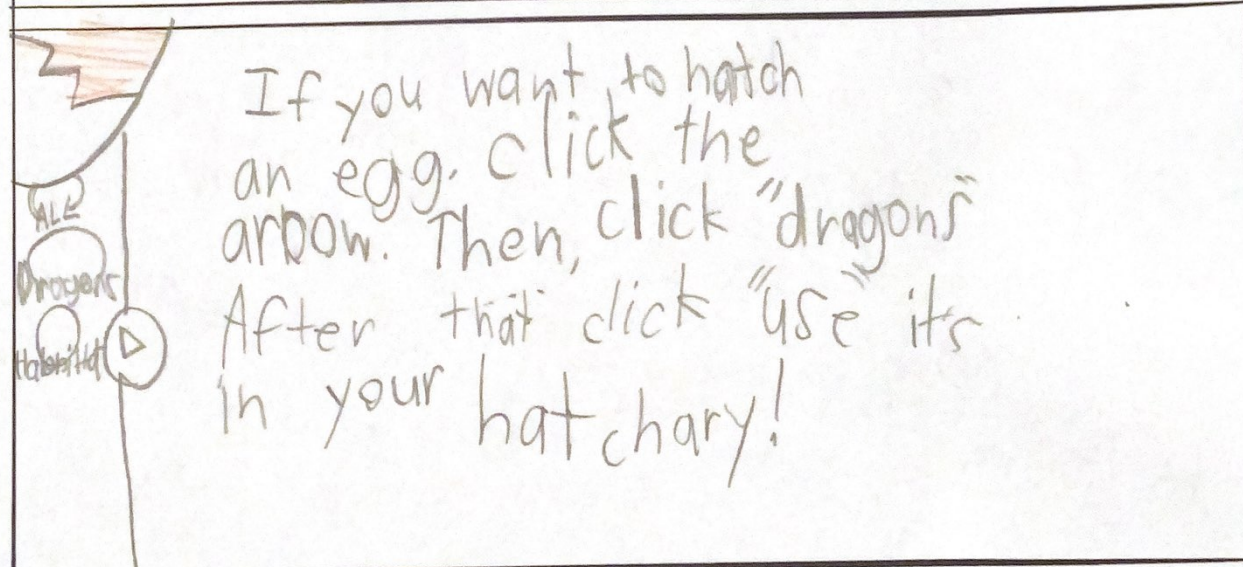

wee

14 random floating islands






Chapter 11: Storage



Dragon rescue






you got a primal
a primal is a dragon.

you want
to rescue
ok!

click it!



then
pick a
COMMON
dragon




did you know
you can train
your dragons


go to the
shop



go to buildings
and look for
the training
center
and get it



click on
it



Pick
a
dragon

Pick
one
to add




There's some dragons.
I'll leave you on your own.



And if you
want to see
more go
to the dragon
book.



this is rush first you need to battle.



alex



MR GRUMP

win the battle then...



click the rush button.

② ③ Players

Required 3 points

Poopy Chimpanzee 9

③ Player

wiggle x 0

Poopy Player 0

brown kiwi 49



lets see where you are in rush.